

60° Asymmetrical Beam Antenna

HORN ANTENNA WITH TWISTPORT™ CONNECTOR

60° Asymmetrical Horn TP Antenna combines the best of both worlds - a high gain of a traditional sector antenna and zero side lobes of a horn. Its radiation pattern is wide in azimuthal and narrow in the elevation plane, greatly improving coverage planning options. 60° Asymmetrical Horn TP Antenna delivers unmatched beam performance thanks to the high stability of gain and radiation pattern in the whole band of operation. Outstanding performance favors 60° Asymmetrical Horn TP antenna for high-density AP clusters, in highly populated areas and dense co-location sites. AH60-TP features our revolutionary TwistPort™ connector, a patent-pending twist-and-lock waveguide port. 60° Asymmetrical Horn TP Antenna supports a wide range of third party mainstream radios with our TPA TwistPort™ Adaptor. AH60-TP features an all new mechanical structure with a massive aluminum ring and mounting bracket. Stainless steel hardware comes with black coating that prevents hardware seizing.



Asymmetrical Horn antennas were awarded WISPA Product of the Year 2019, 2020 and 2021 Awards.

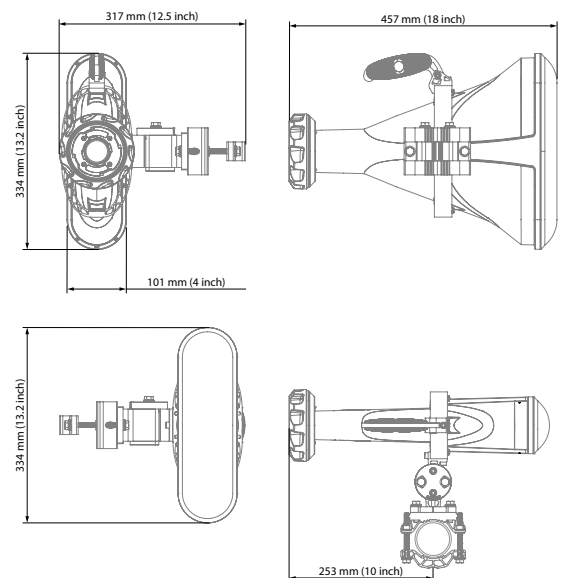
TECHNICAL DATA

Antenna Connection	TwistPort™ - Quick Locking Waveguide Port
Antenna Type	Horn
Materials	UV Resistant ABS Plastic, Polycarbonate, HDPE, Aluminium, Stainless Steel
Environmental	IP55
Pole Mounting Diameter	40-80 mm (1.5-3.1 inch) Recommended as close to 80 mm (3.1 inch) as possible
Temperature	-35°C to +60°C (-31°F to +140°F)
Wind Survival	160 km/h (100 mi/h)
Wind Load	38/90 N - Front/Side at 160 km/h (100 mi/h)
Effective Projected Area	311/741 cm ² - Front/Side (48.2/114.9 in ²)
Mechanical Adjustment	± 20° Elevation, ± 20° Azimuth
Weight	4.7 kg (10.3 lbs) – single unit* 6.1 kg (13.7 lbs) – single unit incl. package*
Single Unit	Retail Box: 540 × 365 × 160 mm (21.2 × 14.3 × 6.3 inch)*

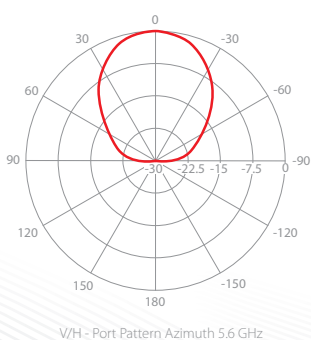
PERFORMANCE

Frequency Range	5180 - 6000 MHz
Gain	17 dBi
Azimuth Beam Width -3 dB	H 45° / V 42°
Elevation Beam Width -3 dB	H 17° / V 16°
Azimuth Beam Width -6 dB	H 60° / V 60°
Elevation Beam Width -6 dB	H 25° / V 25°
Beam Efficiency**	95%
Front-to-Back Ratio	27 dB

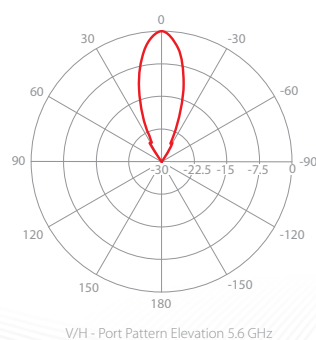
PRODUCT DIMENSIONS



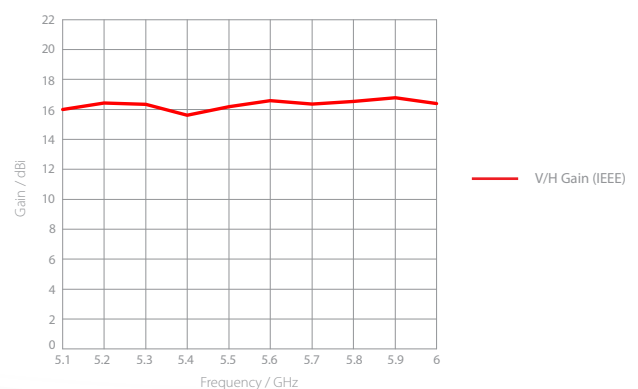
AZIMUTH PATTERN



ELEVATION PATTERN



GAIN



*Subject to change **Beam efficiency defined up to first null