

MOUNTING INSTRUCTIONS FOR TYPE FM-56-CX3




Step 1

Please note that the connectors shown in this instruction can be slightly different from yours.

STEP 1: Strip the cable

We strongly recommend the use of Corning Cabelcon's pre-adjusted Rotary Cable Stripper (item no. 98501010) for proper preparation of the cable.



Step 2


Please read the instructions for use supplied with the tool. Make sure not to damage the braid/foil during the stripping process.

After completing the operation, the braid/foil must be smooth and the prepared cable dimensions should be as follows:

$$A = 6.5 \text{ mm} \quad \text{and} \quad B = 6.5 \text{ mm}$$

STEP 2: Prepare the cable


Fold back the braid over the jacket and leave the foil attached to the dielectric. If the inner conductor is too long, then cut it down to a length of 6.5 mm. Check the length against the guide as shown.



Step 3

STEP 3: Mount the connector

Place the connector over the cable and allow the support mandrel to slide between the braid and the foil. Push the connector against the cable until the moveable pin is pushed forward and the marking becomes visible as shown.



The pin (and the cable) is in place when the marking is visible as shown

We recommend the use of a blue mounting tool and a rubber tool to get a better grip on connector and cable during this operation.

STEP 4: Compress the connector

Compress the connector using the CX3 Pocket tool. Please read the instructions supplied with the tool. Insert the connector with the cable in the tool and close the tool handle completely. Open the handle and remove the compressed connector.



Step 4

CX3 Pocket tool BNC - 98029074

Recommended Tools	Item no.
Cable cutter - drop	98028621
Rotary cable stripper RG6/59	98501010
Rubber tool for cable support	98028785
Mounting tool	98028801
CX3 Pocket Tool BNC	98029074

Please consult our internet catalogue on www.cabelcon.dk for the latest information on Corning Cabelcon connectors and tools.

Rev. 140409

Distributor:

CABELCON
connectors

Corning Cabelcon ApS, Industriparken 10, DK 4760 Vordingborg
Tel: +45 55 98 55 99 · Fax: +45 55 98 55 04
E-mail: cabelcon@cabelcon.dk · www.cabelcon.dk